



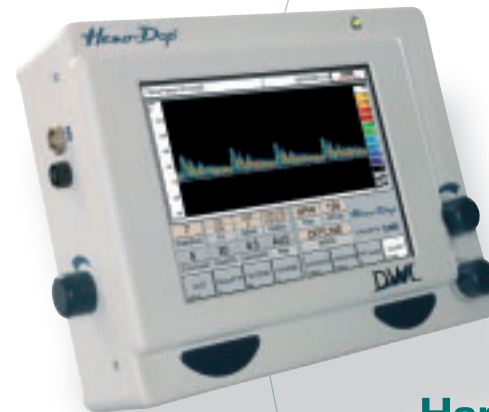
Hemo-Dop[®]

New Directions for HAL Therapy

The application of Doppler guided Hemorrhoid Arterial Ligature according to Morinaga* in combination with the time proven DWL® Doppler quality are outstanding features of Hemo-Dop® as the diagnostic system for HAL therapy.

The Hemo-Dop® provides brand new possibilities for HAL therapy. Until now, all methods used aim to reduce the circulation and thereby the swelling of the venous plexus, or involve the surgical removal of the hemorrhoids. This operative procedure requires a hospital admission, general anesthesia and is accompanied by considerable post-operative pain. Before this background Compumedics Germany has developed a Doppler for application in ambulant applicable Doppler guided Hemorrhoid Arterial Ligature (DG-HAL) according to Morinaga* which forms the therapy more effectively, more safely and for your patient painless.

**Hemo-Dop® -
New Directions for HAL Therapy!**



Hemo-Dop®

The application of Doppler guided Hemorrhoid Arterial Ligature according to Morinaga* in combination with the time proven DWL® Doppler quality are outstanding features of Hemo-Dop® as the diagnostic system for HAL therapy.

The Hemo-Dop® is serially equipped with an 8 MHz Doppler frequency, a proctoscope with integrated 8 MHz probe, built-in TFT colour display, a multi-function control pad, high quality loudspeakers and user friendly Hemo-Dop® software in this piece of

equipment guarantee optimal working conditions for you.

With a long tradition for highest quality, DWL® Doppler provides excellent acoustic and optical visualized Doppler signals, even when running on low power. Data findings can be



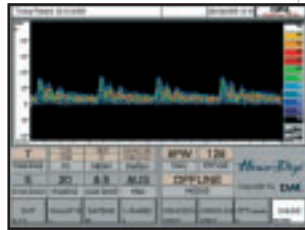
Included system accessory – 1 of 4 different proctoscopes with integrated 8 MHz probe



Needle holder, knot pusher



Optional system accessories – remote control and bag (other accessories please see back side)



Hemo-Dop® software

Advantages of the Hemo-Dop®

- Outpatient Clinic – no need for inpatient stay
- Without Anaesthetic – ideal for patients at high risk under general anaesthesia
- Painless – the procedure is performed in a pain insensitive area
- Economical – quick and cost-saving procedure

stored and displayed on the Hemo-Dop® hard disk. This ensures a simple and fast analysis of the sound and spectral data.

The clearly structured and intuitive user interface of Hemo-Dop® software, the integrated patient database

as well as the freely configurable examination procedures and spectrum settings, auto-label functions and reports provide the optimal conditions for you to work quickly and effectively.

*Morinaga K, Hasuda K, Ikeda T. - 1995, Novel therapy for internal hemorrhoids: Ligation for the hemorrhoidal artery with newly devised instrument (Moricorn) in conjunction with a Doppler flowmeter. Am J Gastroenterol 90:610

Standard equipment of Hemo-Dop®

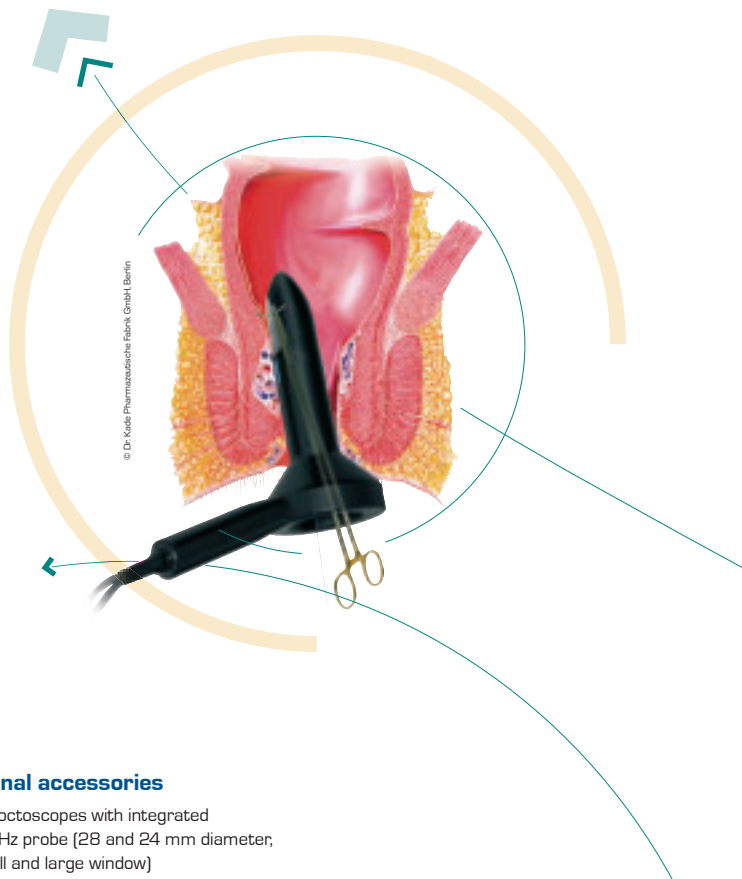
- Hemo-Dop® software
- 1 proctoscope with integrated 8 MHz probe (choice of 28 or 24 mm diameter, small or large window)
- Needle holder
- 2 knot pusher
- 2 needles

Technical specifications

- Dimensions (D x B x H): 17*22*10 cm
- Weight: 2.1 kg
- Doppler frequencies (MHz): 8 (pw/cw)
- Channels: 1
- Connections: 1
- Spectral windows: 1
- Ethernet: 100 Mbit
- Analog inputs: 8 (in monitoring software)
- Analog outputs: 2
- Power supply: external, mobile and medically-approved
- Internal colour TFT display
- Internal stereo loudspeakers
- Hard disk ≥ 20 GB
- Power supply: 100-240V AC 50/60 HZ
- Electrical safety class: I
- Application part: Type BF
- Protection class in accordance with MPG/MDD: IIA
- Conformity in accordance with IEC 60601
- CE label: CE0123
- Manufacturer: Compumedics Germany GmbH, Singen – The DWL® Doppler Company

Optional accessories

- 4 proctoscopes with integrated 8 MHz probe (28 and 24 mm diameter, small and large window)
- 8 MHz handheld probe
- Remote control
- Mini keyboard
- Bag



For detailed information on DWL® products please contact our exclusive DWL® dealer in your area (to be found under www.dwl.de) or contact us directly.

Your local DWL® partner

Compumedics Divisions



All specifications are subject to change without notice.

Compumedics Limited, Australia
Compumedics USA, Limited
Compumedics Singapore Pte. Limited

MANUFACTURER

Compumedics Germany GmbH

The DWL® Doppler Company
 Josef-Schüttler-Straße 2
 78224 Singen
 Germany
 Tel. +49 (0) 7731 79769-0
 Fax +49 (0) 7731 79769-99
www.dwl.de · info@dlw.de
www.compumedics.com

Compumedics Germany GmbH, Singen, is certified in accordance with ISO 13485 and Annex II, Section 3 the Directive 93/42/EEC on Medical Products.

Hemo-Dop, DWL and the DWL logo are registered trademarks of Compumedics Germany GmbH, Germany.

Compumedics and the Compumedics logo are trademarks of Compumedics Limited Australia.



www.dwl.de
www.compumedics.com



COMPUMEDICS
 'Defining Life's Signals'